

# Flash Note

## Oil price

### WTI likely to remain close to USD55

Pictet Wealth Management - Asset Allocation & Macro Research | 8 November 2017

Last August, a significant gap between the spot oil price and its fundamental long-term equilibrium had opened up, signalling the risk of higher oil prices.

After a rally of 25% since the end of August, the WTI price has now closed the gap with its long-term equilibrium and therefore further significant pressure, either upwards or downwards, appears limited at this stage.

Meanwhile, clear signs that US oil production is losing steam have appeared in recent months. This, in addition to political turmoil in Saudi Arabia, is likely to support oil prices in the months ahead.

However, the fundamental long-term equilibrium price is expected to remain in a range of USD55-USD58 next year for the WTI.

So, after a further possible surge in the short term, oil prices are likely to converge towards their equilibrium of USD55-USD58 for WTI and USD61-USD64 for Brent.

#### AUTHOR

Jean-Pierre DURANTE  
jdurante@pictet.com  
+41 58 323 2452

Pictet Group  
Route des Acacias 60  
CH - 1211 Geneva 73  
www.pictet.com

### Limited upward potential

Last August, the long-term oil price equilibrium for the WTI was USD55 per barrel compared to a spot at USD47. This USD8 gap signalled the risk of higher oil prices in the short term. Recent developments have tended to confirm this prediction (*chart 1*). The WTI rose by 25% from end-August to 7 November, to reach USD57. Now that the gap prevailing some weeks ago has closed, it is time to reevaluate our expectations for oil prices out to end 2018.

Since its inception, our estimation of the long-term oil price equilibrium has proved to be a reliable indicator for future medium-term oil price dynamics. At this stage, this calculation is telling us that oil is fairly valued, suggesting limited upward pressure on prices ahead.

#### Chart 1: WTI and Brent oil price



Source: Pictet WM - AA&MR, Thomson Reuters, 8 Nov., 2017

### Weakness in US oil production could support price in the short term

Recent developments have brought noticeable changes to the outlook for the supply-demand balance. First of all, the steady decline in the value of the US dollar since the end of 2016 has been stopped. In fact, the dollar appreciated by 4% between end September and 7 November (*chart 2*).

Second, world economic activity has gained steam. In its last update, the International Monetary Fund revised its world GDP growth forecast up to 3.6% in 2017 and 3.7% in 2018.

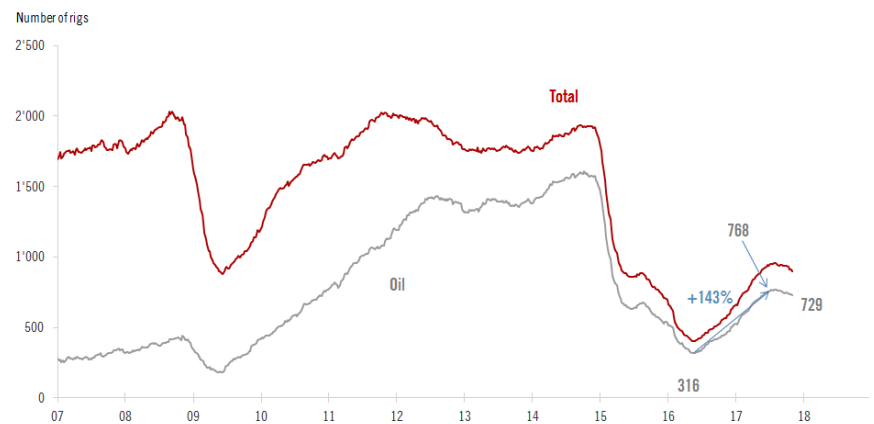
### Chart 2: USD real trade-weighted exchange rate



Source: Pictet WM - AA&MR, Thomson Reuters, 8 Nov., 2017

Third, US oil production has hit some obstacles. The number of rigs has declined after an impressive 143% increase in the 16 months to August 2017 (chart 3).

### Chart 3: number of US rigs

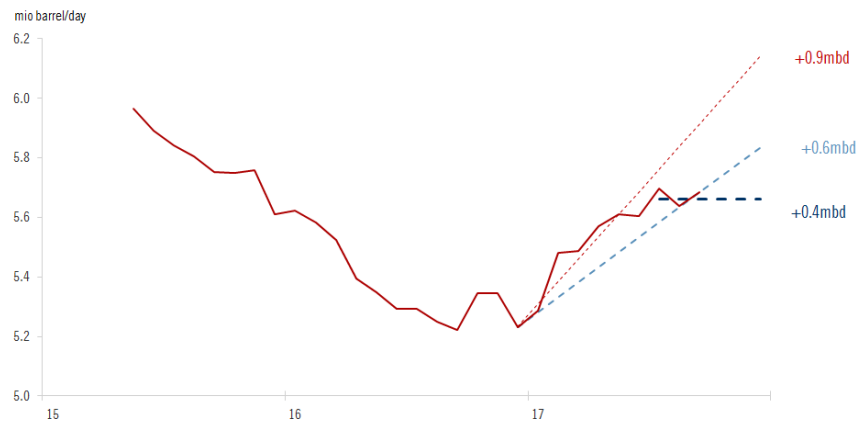


Source: Baker Hughes Inc., Pictet WM - AA&MR, Bloomberg, 8 Nov., 2017

As a consequence, US shale oil and gas production has stalled in recent months. At the beginning of the year, trends suggested that shale activity would have added 1 million barrels per day (mbd) to US oil production by the end of this year. However, it now looks as if additional output will be probably closer to 0.5mbd (chart 4).

Moreover, US crude inventory has fallen steadily (-15% since March) to reach its lowest level since January 2016. All in all, the loss in momentum in US oil production should help to support oil prices in the months ahead.

#### Chart 4: US shale oil and gas production

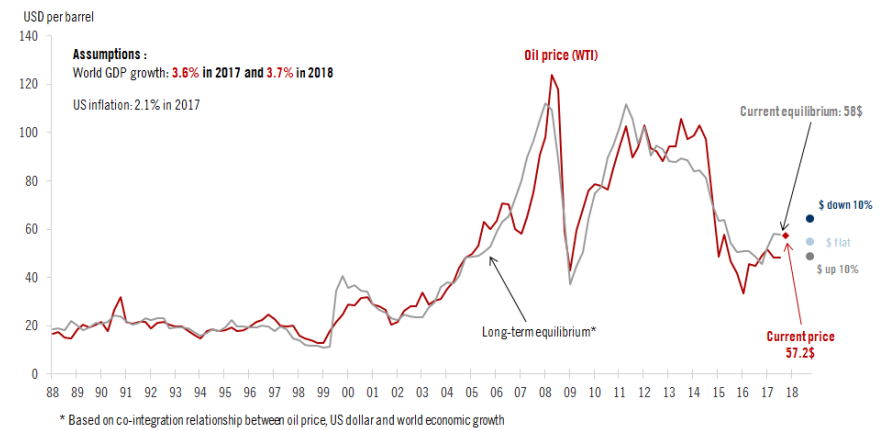


Source: Rystad Energy, Pictet WM - AA&MR, Bloomberg, 8 Nov., 2017

#### Oil price currently fairly valued

However, the potential for significant higher oil prices seems limited at this point. The long-term equilibrium price for WTI has risen from USD45 in Q4 2016 to USD58 now, helped by dollar weakness and strengthening economic activity (chart 5). But these two factors seem to have plateaued for now. So, a significantly higher equilibrium seems unlikely at this stage.

#### Chart 5: WTI long-term fundamental equilibrium



Source: Pictet WM - AA&MR calculation based on Thomson Reuters data, Nov. 7, 2017

On a 12-month horizon, based on our world GDP forecast and a flat USD, the long-term equilibrium should ease back towards USD55. Only a significantly weaker US dollar (which is not in our scenario for 2018) would probably be able to push the long-term equilibrium above the USD60 threshold (table 1).

**Table 1:****EQUILIBRIUM OIL PRICE:12-MONTH HORIZON**

(\$/barrel)	US DOLLAR (real trade-weighted)		
	-10%	0%	+10%
<b>World GDP (2017)</b>			
<b>3.2%</b>	60	52	46
<b>3.6%</b>	<b>64</b>	<b>55</b>	<b>48</b>
<b>4.2%</b>	68	58	51

**Notice:** This marketing communication is not intended for persons who are citizens of, domiciled or resident in, or entities registered in a country or a jurisdiction in which its distribution, publication, provision or use would violate current laws and regulations.

The information, data and analysis furnished in this document are disclosed for information purposes only. They do not amount to any type of recommendation, either general or tailored to the personal circumstances of any person. Unless specifically stated otherwise, all price information is indicative only. No entity of the Pictet Group may be held liable for them, nor do they constitute an offer or an invitation to buy, sell or subscribe to securities or other financial instruments. The information contained herein is the result neither of financial analysis within the meaning of the Swiss Bankers Association's Directives on the Independence of Financial Research, nor of investment research for the purposes of the relevant EU MiFID provisions. All information and opinions expressed in this document were obtained from sources believed to be reliable and in good faith, but no representation or warranty, express or implied, is made as to its accuracy or completeness.

Except for any obligations that any entity of the Pictet Group might have towards the addressee, the addressee should consider the suitability of the transaction to individual objectives and independently assess, with a professional advisor, the specific financial risks as well as legal, regulatory, credit, tax and accounting consequences. Furthermore, the information, opinions and estimates in this document reflect an evaluation as of the date of initial publication and may be changed without notice. The Pictet Group is not under any obligation to update or keep current the information contained herein. In case this document refers to the value and income of one or more securities or financial instruments, it is based on rates from the customary sources of financial information that may fluctuate. The market value of financial instruments may vary on the basis of economic, financial or political changes, currency fluctuations, the remaining term, market conditions, the volatility and solvency of the issuer or the benchmark issuer. Some investments may not be readily realizable since the market in the securities can be illiquid. Moreover, exchange rates may have a positive or negative effect on the value, the price or the income of the securities or the related investments mentioned in this document. When investing in emerging countries, please note that the political and economic situation in those countries is significantly less stable than in industrialized countries. They are much more exposed to the risks of rapid political change and economic setbacks.

Past performance must not be considered an indicator or guarantee of future performance, and the addressees of this document are fully responsible for any investments they make. No express or implied warranty is given as to future performance. Moreover, forecasts are not a reliable indicator of future performance.

The content of this document can only be read and/or used by its addressee. The Pictet Group is not liable for the use, transmission or exploitation of the content of this document. Therefore, any form of reproduction, copying, disclosure, modification and/or publication of the content is under the sole liability of the addressee of this document, and no liability whatsoever will be incurred by the Pictet Group. The addressee of this document agrees to comply with the applicable laws and regulations in the jurisdictions where they use the information reproduced in this document.

This document is issued by Banque Pictet & Cie SA. This publication and its content may be cited provided that the source is indicated. All rights reserved. Copyright 2017. Banque Pictet & Cie SA is established in Switzerland, exclusively licensed under Swiss Law and therefore subject to the supervision of the Swiss Financial Market Supervisory Authority (FINMA).  
Distributors: Banque Pictet & Cie SA, Pictet & Cie (Europe) SA

Source: Pictet WM - AA&MR calculation based on Thomson Reuters data, 7 Nov.,2017

### Temporary price rise followed by a convergence towards long-term equilibrium

To sum up, less dynamic US oil production combined with stronger world economic activity are likely to support oil prices in the coming months. The recent political shakeup in Saudi Arabia is also likely to generate uncertainties about supply that could sustain oil prices. However, our fundamental evaluation of oil price equilibrium shows that at current levels oil is fairly valued. So, at this stage, there is no significant upward or downward pressure on prices. Moreover, on a 12-month horizon, the oil price equilibrium is unlikely to change significantly (USD55 for the WTI, according to our core economic scenario). All in all, while a temporary surge in oil prices is possible, the WTI can be expected to converge towards its long-term equilibrium, which is situated in a range between USD55 and USD58 (USD61-USD64 for Brent).